



Independent Auditor's Report on the Standalone Financial Results of Artemis Medicare Services Limited Pursuant to Regulation 33 of the SEBI (Listing Obligations and Disclosure Requirements) Regulations, 2015, as amended

To
The Board of Directors
Artemis Medicare Services Limited

Opinion

We have audited the accompanying Statement of Standalone Financial Results of Artemis Medicare Services Limited ('the Company') for the quarter and year ended March 31, 2026, (the "Standalone Financial Results"), being submitted by the Company pursuant to the requirement of Regulation 33 of the SEBI (Listing Obligations and Disclosure Requirements) Regulations, 2015, as amended to date ("Listing Regulations").

In our opinion and to the best of our information and according to the explanation given to us, the aforesaid Standalone Financial Results:

- are presented in accordance with the requirement of Regulation 33 of the Listing Regulation of the SEBI (Listing Obligations and Disclosure Requirements) Regulations, 2015, as amended; and
- gives a true and fair view in conformity with the recognition and measurement principles laid down in the applicable Indian Accounting Standards and other accounting principles generally accepted in India, of the net profit and other comprehensive income and other financial information of the company for the quarter and year ended March 31, 2026.

Basis of Opinion

We conducted our audit of the Standalone Financial Results in accordance with the Standards on Auditing ("SA") specified under Section 143(10) of the Companies Act, 2013, as amended ("the Act"). Our responsibilities under those Standards are further described in the *Auditor's Responsibilities for the Audit of the financial results* section of our report. We are independent of the Company in accordance with the Code of Ethics issued by the Institute of Chartered Accountants of India ("ICAI") together with the ethical requirements that are relevant to our audit of the Standalone Financial Results under the provisions of the Act and the Rules thereunder, and we have fulfilled our other ethical responsibilities in accordance with these requirements and the ICAI's Code of Ethics. We believe that the audit evidence obtained by us is sufficient and appropriate to provide a basis for our audit opinion.

Management and Board of Director's Responsibilities for the Standalone Financial Results

This Statement which includes the Standalone Financial Results is the responsibility of the Company's Management and the Board of Directors and has been approved by them for issuance. The Standalone Financial Results for the year ended March 31, 2026, have been prepared from the related audited standalone financial statements. This responsibility includes the preparation and presentation of the Standalone Financial Results for the quarter and year ended March 31, 2026, that give a true and fair view of the net profit and other comprehensive income of the Company and other financial information in conformity with the recognition and measurement principles laid down in the applicable Indian Accounting Standards prescribed under section 133 of the Act read with relevant rules issued thereunder and other accounting principles generally accepted in India and in compliance with Regulation 33 of the Listing Regulations.

This responsibility also includes maintenance of adequate accounting records in accordance with the provisions of the Act for safeguarding the assets of the Company and for preventing and detecting frauds



and other irregularities; selection and application of appropriate accounting policies; making judgments and estimates that are reasonable and prudent; design, implementation and maintenance of adequate internal financial controls, that were operating effectively for ensuring the accuracy and completeness the accounting records, relevant to the preparation and presentation of the Standalone Financial Results, that give a true and fair view and is free from material misstatement, whether due to fraud or error.

In preparing the Standalone Financial Results, the Management and the Board of Directors are responsible for assessing the Company's ability to continue as a going concern, disclosing, as applicable, matters related to going concern and using the going concern basis of accounting unless the Board of Directors either intends to liquidate the Company or to cease operations or has no realistic alternative but to do so.

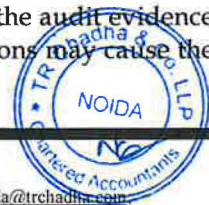
The Board of Directors are also responsible for overseeing the financial reporting process of the Company.

Auditor's Responsibilities for the Audit of the Standalone Financial Results

Our objectives are to obtain reasonable assurance about whether the Standalone Financial Results as a whole are free from material misstatement, whether due to fraud or error and to issue an Auditor's report that includes our opinion. Reasonable assurance is a high level of assurance but is not a guarantee that an audit conducted in accordance with SAs will always detect a material misstatement when it exists. Misstatements can arise from fraud or error and are considered material if, individually or in the aggregate, they could reasonably be expected to influence the economic decisions of users taken on the basis of the Standalone Financial Results.

As part of an audit in accordance with SAs, we exercise professional judgment and maintain professional skepticism throughout the audit. We also:

- Identify and assess the risks of material misstatement of the Annual Standalone Financial Results, whether due to fraud or error, perform audit procedures responsive to those risks, and obtain audit evidence that is sufficient and appropriate to provide a basis for our opinion. The risk of not detecting a material misstatement resulting from fraud is higher than for one resulting from error, as fraud may involve collusion, forgery, intentional omissions, misrepresentations, or the override of internal control.
- Obtain an understanding of internal control relevant to the audit in order to design audit procedures that are appropriate in the circumstances. Under Section 143(3)(i) of the Act, we are also responsible for expressing our opinion on whether the company has adequate internal financial controls with reference to financial statements in place and the operating effectiveness of such controls.
- Evaluate the appropriateness of accounting policies used and the reasonableness of accounting estimates made by the Board of Directors.
- Evaluate the appropriateness and reasonableness of disclosures made by the Board of Directors in terms of the requirements specified under Regulation 33 of the Listing Regulations.
- Conclude on the appropriateness of the Management and Board of Directors' use of the going concern basis of accounting and, based on the audit evidence obtained, whether a material uncertainty exists related to events or conditions that may cast significant doubt on the appropriateness of this assumption. If we conclude that a material uncertainty exists, we are required to draw attention in our auditor's report to the related disclosures in the Standalone Financial Results or, if such disclosures are inadequate, to modify our opinion. Our conclusions are based on the audit evidence obtained up to the date of our auditor's report. However, future events or conditions may cause the Company to cease to continue as a going concern.



- Evaluate the overall presentation, structure and content of the Annual Standalone Financial Results, including the disclosures, and whether the Annual Standalone Financial Results represent the underlying transactions and events in a manner that achieves fair presentation.
- Obtain sufficient appropriate audit evidence regarding the Annual Standalone Financial Results of the Company to express an opinion on the Annual Standalone Financial Results.

Materiality is the magnitude of misstatements in the Annual Standalone Financial Results that, individually or in aggregate, makes it probable that the economic decisions of a reasonably knowledgeable user of the Annual Standalone Financial Results may be influenced. We consider quantitative materiality and qualitative factors in (i) planning the scope of our audit work and in evaluating the results of our work; and (ii) to evaluate the effect of any identified misstatements in the Standalone Financial Results.

We communicate with those charged with governance regarding, among other matters, the planned scope and timing of the audit and significant audit findings, including any significant deficiencies in internal control that we identify during our audit.

We also provide those charged with governance with a statement that we have complied with relevant ethical requirements regarding independence, and to communicate with them all relationships and other matters that may reasonably be thought to bear on our independence, and where applicable, related safeguards.

Other Matters

The Standalone Financial Results include the results for the quarter ended March 31, 2026 and the corresponding quarter ended in the previous year as reported in these Standalone financial results which are the balancing figure between the audited figures in respect of the full financial year and the published year to date figures up to the end of third quarter of the current and previous financial year respectively which were subject to limited review, as required under the Listing Regulations.

Our report on the Statement is not modified in respect of this matter.

For T R Chadha & Co LLP
Chartered Accountants
(Firm Regn. No. 006711N/N500028)



Name: Neena Goel
Partner
Membership Number: 057986
Place of signature: Noida
Date: May 08, 2026
UDIN: 26057986TFYQEL7958

ARTEMIS MEDICARE SERVICES LIMITED

CIN: L85110DL2004PLC126414

Registered office: Plot No.14, Sector 20, Dwarka, South West Delhi, Delhi- 110075

Ph.: +91-124-4511111; Email: investor@artemishospitals.com; Website: www.artemishospitals.com

STATEMENT OF STANDALONE FINANCIAL RESULTS FOR THE QUARTER AND YEAR ENDED MARCH 31, 2026

(₹ in Lacs)

S No.	Particulars	Quarter ended			Year ended	
		31-Mar-26	31-Dec-25	31-Mar-25	31-Mar-26	31-Mar-25
		(Audited) (Refer Note 3)	(Unaudited)	(Audited) (Refer Note 3)	(Audited)	(Audited)
1.	Income					
	(a) Revenue from Operations	27,378.66	26,712.34	23,480.13	1,06,049.17	91,326.13
	(b) Other Income	767.57	748.80	1,223.30	2,990.48	3,291.50
	Total Income	28,146.23	27,461.14	24,703.43	1,09,039.65	94,617.63
2.	Expenses					
	(a) Operative Expenses	16,019.04	16,341.97	14,297.74	64,091.48	55,160.06
	(b) Purchases of Stock in Trade	-	-	-	-	-
	(c) Changes in inventories of Stock in Trade	-	-	-	-	0.54
	(d) Employee Benefits Expense	4,396.36	4,231.24	3,799.93	16,183.67	14,371.00
	(e) Finance Costs	630.67	659.39	752.82	2,694.40	3,048.26
	(f) Depreciation and Amortization Expense	1,238.29	1,204.62	1,124.82	4,632.79	4,301.80
	(g) Other Expenses	1,934.21	1,759.27	1,828.40	7,261.42	6,810.51
	Total Expenses	24,218.57	24,196.49	21,803.71	94,863.76	83,692.17
3.	Profit before exceptional items and tax (1-2)	3,927.66	3,264.65	2,899.72	14,175.89	10,925.46
4.	Exceptional Items (Impact of Labour Code)	-	307.44	-	307.44	-
5.	Profit before tax (3-4)	3,927.66	2,957.21	2,899.72	13,868.45	10,925.46
6.	Tax Expense:					
	(a) Current Tax	774.71	647.75	356.03	2,916.95	2,111.26
	(b) Earlier Year Tax	(13.83)	-	20.96	(13.83)	20.96
	(c) Deferred Tax Charge / (Credit)	212.08	58.18	202.27	621.18	447.46
	Total Tax Expense	972.96	705.93	579.26	3,524.30	2,579.68
7.	Net Profit after tax (5-6)	2,954.70	2,251.28	2,320.46	10,344.15	8,345.78
8.	Other comprehensive income / (Loss)					
	Items that will not be reclassified to profit or loss					
	(a) Remeasurement gain/(loss) of defined employee benefit plans	26.19	(58.55)	50.01	(80.76)	(79.15)
	(b) Income Tax relating to items that will not be reclassified to profit or loss	(6.59)	14.74	(12.59)	20.33	19.92
	(c) Deferred Tax adjustment on revaluation that will not be reclassified to profit or loss	11.01	11.02	12.71	44.05	50.83
	Net Other comprehensive income / (Loss)	30.61	(32.79)	50.13	(16.38)	(8.40)
9.	Total comprehensive income (7+8)	2,985.31	2,218.49	2,370.59	10,327.77	8,337.38
10.	Paid up Equity Share Capital (Face value Re. 1/- each)	1,583.06	1,583.06	1,376.02	1,583.06	1,376.02
11.	Other Equity (Excluding Revaluation Reserves)	-	-	-	85,390.61	75,954.72
12.	Earning per Equity Share (Face value Re. 1/- each)					
	(a) Basic	1.87*	1.42*	1.48*	6.55	5.42
	(b) Diluted	1.87*	1.42*	1.47*	6.55	5.36

* Not annualised



Onkar Kumar

Notes:-

1. The above audited standalone financial results for the quarter and year ended March 31, 2026 (financial results) have been reviewed by the Audit Committee and subsequently approved by the Board of Directors of the Company at their respective meetings held on May 08, 2026. The statutory auditors, T R Chadha & Co LLP have expressed an unmodified opinion on the aforesaid financial results.

2. The above financial results have been prepared in accordance with Indian Accounting Standards ('IndAS'), prescribed under Section 133 of the Companies Act, 2013 read with the Companies (Indian Accounting Standards) Rules, 2015 (as amended) and the other recognised accounting practices and policies to the extent applicable and is in compliance with presentation and disclosure requirements of Regulation 33 of the SEBI (Listing Obligations and Disclosure Requirements) Regulations, 2015 (as amended).

3. The results for the quarter ended March 31, 2026 and March 31, 2025, are the balancing figures between audited figures in respect of full financial year ended March 31, 2026 and March 31, 2025 respectively and published and unaudited respectively year to date figures up to the third quarter of the respective financial year then ended.

4. Segment Reporting:

The Company's operation predominantly comprises providing Healthcare services to patients. As per Ind AS 108 and our internal structure and information mechanisms, the Company has only one reportable business segment, i.e., "Healthcare Services".

Geographical information

Geographical information analyses the Company's revenue by the country of domicile (i.e. India) and other countries. In presenting the geographical information, segment revenue has been based on the geographical location of the customers.

(₹ in Lacs)

Region	Revenue from Operations				
	Quarter ended			Year ended	
	31-Mar-26	31-Dec-25	31-Mar-25	31-Mar-26	31-Mar-25
India	19,152.45	17,962.42	16,233.11	73,781.09	65,893.47
Outside India	8,226.21	8,749.92	7,247.02	32,268.08	25,432.66
Total	27,378.66	26,712.34	23,480.13	1,06,049.17	91,326.13

Region	Carrying amount of Non-Current Assets				
	Quarter ended			Year ended	
	31-Mar-26	31-Dec-25	31-Mar-25	31-Mar-26	31-Mar-25
India	98,241.62	84,558.23	79,363.07	98,241.62	79,363.07
Outside India	-	-	-	-	-
Total	98,241.62	84,558.23	79,363.07	98,241.62	79,363.07

5. During the quarter and year ended March 31, 2026, the Company has issued Nil and 17,41,750 number of equity shares, each fully paid up at ₹1/- per share to its Managing Director pursuant to Artemis Medicare Management Stock Option Plan – 2021 (the Plan), which have been duly listed in the respective Stock Exchanges, ranking pari passu with the existing equity shares of the Company. As on March 31, 2026, no stock options remain pending to be granted or exercised under the Plan.

6. On November 21, 2025, the Government of India notified provisions of the Code on Wages, 2019, the Industrial Relations Code, 2020, the Code on Social Security, 2020 and the Occupational Safety, Health and Working Conditions Code, 2020, ('Labour Codes') which consolidated twenty-nine existing labour laws into a unified framework governing employee benefits during employment and post-employment. The Labour Codes, amongst other things introduces changes, including a uniform definition of wages and enhanced benefits relating to leave. The Company has assessed the financial implications of these changes on the basis of best information available, consistent with the guidance provided by the Institute of Chartered Accountants of India, which has resulted in increase in gratuity & leave liability by ₹307.44 Lacs. Considering the impact arising out of an enactment of the new legislation is an event of non-recurring nature, the Company has presented this incremental amount as "Impact of Labour Codes" under "Exceptional Item" in the Condensed Standalone Statement of Profit and Loss for the 3rd quarter and year ended March 31, 2026. The Company continues to monitor the developments pertaining to Labour Codes and will evaluate impact if any on the measurement of the employee benefits liability.

7. Pursuant to the approval of the Board in its meeting held on April 5, 2024, and the subsequent approval of the members at the Extra-ordinary General Meeting held on May 3, 2024, the Company issued 33,000 Compulsorily Convertible Debentures ("CCDs") (carrying interest at the rate of 2.65% per annum, compounded quarterly on a cumulative basis) of face value of Rs. 1 lac each, aggregating to Rs. 33,000 lacs, to International Finance Corporation, a qualified institutional buyer and who does not belong to the promoter/ promoter group of the Company, by way of a preferential issue on a private placement basis. As per the terms of issue, these CCDs were converted into 1,89,62,247 equity shares of face value of Re. 1/- each at a conversion price of Rs. 174.03/- per equity share on November 15, 2025.

8. Advance under Medical Services Agreement (Vimhans)

The Company entered into a Medical Services Agreement ('MSA') with Dr. Vidya Sagar Kaushalya Devi Memorial Health Centre (VIMHANS). As per the terms of MSA, the Company has paid advance of ₹ 6,962 lacs during the quarter ended March 31, 2026, which aggregates to ₹ 12,862 lacs as at March 31, 2026. Also, the company has given bank guarantee ₹ 5,900 lacs as per the agreement terms.

9. The Board of Directors have recommended a final dividend of Re. 0.45/- per Equity Share of face value of Re. 1 each (i.e. 45%) for FY26, subject to the approval of the shareholders at the ensuing Annual General Meeting (AGM) of the Company, which shall be paid on or before 30 days from the conclusion of AGM.

10. The previous period's/year's figures have been regrouped/reclassified wherever necessary to correspond with the current period/year classification/disclosures.

For and on behalf of the Board of Directors of
Artemis Medicare Services Limited

Onkar Kanwar

Onkar Kanwar
Chairman

Place : Gurugram
Date : May 08, 2026



Artemis Medicare Services Limited
Standalone Statement of Assets & Liabilities as at 31st March, 2026

(₹ in Lacs)

Particulars	As At 31st March 2026 (Audited)	As At 31st March 2025 (Audited)
Assets		
Non-current assets		
Property, plant and equipment	70,764.53	63,989.74
Capital work-in-progress	3,212.12	3,872.40
Right-of-use assets	2,988.37	3,946.50
Goodwill	4,162.07	4,162.07
Other Intangible assets	1,123.34	812.42
Other Intangible assets under development	82.90	167.56
Financial assets		
i. Investments	1,501.50	1,501.50
ii. Loans	129.32	148.17
iii. Other financial assets	6,687.37	563.30
Non-current tax assets (Net)	1,132.85	1,906.90
Other non-current assets	14,775.44	880.48
Total non-current assets	1,06,559.81	81,951.04
Current assets		
Inventories	1,301.33	933.39
Financial assets		
i. Trade receivables	11,145.34	9,285.88
ii. Cash and cash equivalents	3,303.65	4,101.12
iii. Bank balances other than (ii) above	17,273.65	35,225.12
iv. Loans	575.36	163.68
v. Other financial assets	1,655.07	2,126.03
Other current assets	545.47	524.27
Total current assets	35,799.87	52,359.49
Total Assets	1,42,359.68	1,34,310.53
Equity and liabilities		
Equity		
Equity share capital	1,583.06	1,376.02
Other equity	92,283.71	82,803.77
Total equity	93,866.77	84,179.79
Non-current liabilities		
Financial liabilities		
i. Borrowings	18,995.01	20,412.35
ii. Lease Liabilities	3,092.04	3,964.04
Provisions	1,442.44	1,255.84
Deferred tax liabilities (Net)	4,306.81	3,750.01
Total non-current liabilities	27,836.30	29,382.24
Current liabilities		
Financial liabilities		
i. Borrowings	3,574.63	3,191.97
ii. Lease Liabilities	378.13	481.50
iii. Trade payables		
(A) Total Outstanding dues of Micro Enterprises and Small Enterprises	1,656.28	1,595.45
(B) Total Outstanding dues of Creditors other than Micro Enterprises and Small Enterprises	7,904.59	8,125.33
iv. Other financial liabilities	2,505.87	3,334.77
Other current liabilities	2,665.16	2,615.43
Current Tax liabilities (Net)	37.35	
Provisions	1,934.60	1,404.05
Total current liabilities	20,656.61	20,748.50
Total liabilities	48,492.91	50,130.74
Total equity and liabilities	1,42,359.68	1,34,310.53




Onkar Kaumar

Artemis Medicare Services Limited
Standalone Statement of Cash Flows for the year ended 31st March, 2026

Particulars	(₹ in Lacs)	
	Year ended 31st March 2026 (Audited)	Year ended 31st March 2025 (Audited)
Cash flow from operating activities		
Profit before tax	13,868.46	10,925.46
Adjustments for:		
Depreciation and amortization expense	4,632.79	4,301.80
Interest Income	(2,429.71)	(2,652.61)
Finance Cost	2,694.40	3,048.26
Employee Cost towards Stock Based Payments	-	92.98
Unclaimed Credit balances / provisions no longer required written back	(126.94)	(44.72)
Allowance for Expected Credit Loss	156.10	174.29
Bad Debts Written Off	21.96	29.53
Unrealised foreign exchange gain (net)	8.85	10.66
Export Incentive (Deferred government grant)	(152.14)	-
Loss/ (Gain) on Lease Adjustment	(130.75)	(219.19)
Loss / (Gain) on Sale / Scrap of Property, Plant and Equipment (Net)	0.76	9.96
Operating cash flow before working capital changes	18,543.78	15,676.42
Adjustments for Changes in Working Capital		
- (Increase)/ Decrease in trade receivables	(2,046.37)	(1,150.41)
- (Increase)/ Decrease in inventories	(367.94)	(23.96)
- (Increase)/ Decrease in other financial assets	19.99	(46.60)
- (Increase)/ Decrease in Other Assets	(516.81)	(26.57)
- Increase/(Decrease) in Trade Payables	(32.97)	872.71
- Increase/(Decrease) in Provisions	636.39	293.26
- Increase / (Decrease) in Other current liabilities	201.87	445.29
- Increase / (Decrease) in Other financial liabilities	(1,427.28)	378.76
Cash generated from operations	15,010.66	16,418.90
Income tax refund / (paid)	(2,129.07)	(1,401.29)
Net cash generated from operating activities	12,881.59	15,017.61
Cash flow from investing activity		
Purchase of Property, Plant & Equipment / CWIP	(10,488.08)	(9,298.95)
Proceeds from sale of Property, Plant & Equipment	61.76	14.29
Maturity / (investments) of / in fixed deposits having original maturity of more than 3 months	11,800.61	(30,772.17)
Deposit/ Advances given for new acquisitions	(13,487.00)	(750.00)
Loans and Advances given	(357.27)	(30.74)
Interest received	2,867.80	1,225.58
Net cash (used in) investing activities	(9,602.18)	(39,611.99)
Cash flow from financing activity		
Proceeds from non current borrowings	6,424.44	2,278.39
Repayment of non current borrowings	(6,921.58)	(3,032.42)
Proceeds from issuance of Equity Share Capital (ESOP)	17.42	17.42
Proceeds from issuance of CCD	-	33,000.00
CCD Transaction Cost	(33.00)	(910.81)
Payment of lease liabilities - Principal amount	(301.97)	(440.94)
Payment of lease liabilities - Interest amount	(366.77)	(525.30)
Dividend paid to shareholders (Net of Unpaid Dividend)	(613.23)	(597.55)
Interest & Finance Charges paid	(2,282.19)	(2,418.86)
Net cash generated from financing activities	(4,076.88)	27,369.93
Net increase in cash & cash equivalents	(797.47)	2,775.55
Cash & cash equivalents as the beginning of the year	4,101.13	1,325.58
Cash & cash equivalents as the end of the year	3,303.66	4,101.13
Components of cash and cash equivalents		
Cash on hand	127.35	131.41
Balances with Banks:		
On current accounts	1,911.31	1,414.72
Fixed Deposit in banks having original maturity of 3 months or less	1,265.00	2,555.00
Total Cash and Cash Equivalents	3,303.66	4,101.13

Note: (i) Significant non-cash movements in equity share capital and other equity during the year include:
(a) Conversion of Compulsory Convertible Debentures into equity investment Rs. 33,000 Lacs (PY: Rs. NIL)



Onkar Kaur

Independent Auditor's Report on the Consolidated Financial Results of Artemis Medicare Services Limited pursuant to the Regulation 33 of the SEBI (Listing Obligation and Disclosure Requirements) Regulations, 2015.

To,
The Board of Directors of
Artemis Medicare Services Limited

Opinion

We have audited the accompanying Statement of Consolidated Financial Results of Artemis Medicare Services Limited ('the Holding') and its subsidiary (the Holding and its subsidiary together referred to as 'the Group') for the quarter and year ended March 31, 2026 ("Consolidated Financial Results"). The Consolidated Financial Results have been submitted by the Holding Company pursuant to the requirement of Regulation 33 of SEBI (Listing Obligation and Disclosure Requirements) Regulations, 2015 as amended ('Listing Regulations').

In our opinion and to the best of our information and according to the explanations given to us and based on the consideration of the report of other auditor on separate audited financial statements and other financial information of the subsidiary, the Consolidated Financial Results:


- i. includes the Standalone Financial Results of the following entities:
 - a. Holding Company: Artemis Medicare Services Limited
 - b. Subsidiary held directly: Artemis Cardiac Care Private Limited
- ii. is presented in accordance with the requirement of Regulation 33 of the Listing Regulation of the SEBI (Listing Obligations and Disclosure Requirements) Regulations, 2015, as amended; and
- iii. gives a true and fair view in conformity with the recognition and measurement principles laid down in the applicable Indian Accounting Standards, and other accounting principles generally accepted in India, of the consolidated net profit and consolidated other comprehensive income and other financial information of the Group for the quarter and for the year ended March 31, 2026.

Basis of Opinion

We conducted our audit of the Statement in accordance with the Standards on Auditing ("SAs") specified under Section 143(10) of the Companies Act, 2013, as amended ("the Act"). Our responsibilities under those Standards are further described in the Auditor's Responsibilities for the Audit of the Consolidated Financial Results section of our report. We are independent of the Group in accordance with the Code of Ethics issued by the Institute of Chartered Accountants of India ("the ICAI") together with the ethical requirements that are relevant to our audit of the financial statements under the provisions of the Act and the Rules thereunder, and we have fulfilled our other ethical responsibilities in accordance with these requirements and the ICAI's Code of Ethics. We believe that the audit evidence obtained by us and other auditors in terms of their report referred to in "Other Matter" paragraph below, is sufficient and appropriate to provide a basis for our audit opinion on the consolidated annual financial results.

Management's and Board of Directors' Responsibilities for the Consolidated Financial Results

This Statement, which includes the Consolidated Financial Results is the responsibility of the Holding Company's Board of Directors and has been approved by them for the issuance. The Consolidated Financial Results for the year ended March 31, 2026, has been compiled from the related audited consolidated financial



statements. This responsibility includes the preparation and presentation of the Consolidated Financial Results for the quarter and year ended March 31, 2026 that give a true and fair view of the consolidated net profit and consolidated other comprehensive income and other financial information of the Group in accordance with the recognition and measurement principles laid down in the Indian Accounting Standards, prescribed under Section 133 of the Act, read with relevant rules issued thereunder and other accounting principles generally accepted in India and in compliance with Regulation 33 of the Listing Regulations.

The respective Management and Board of Directors of the Companies included in the Group are responsible for maintenance of adequate accounting records in accordance with the provisions of the Act for safeguarding the assets of each company and for preventing and detecting frauds and other irregularities; selection and application of appropriate accounting policies; making judgments and estimates that are reasonable and prudent, design, implementation and maintenance of adequate internal financial controls, that were operating effectively for ensuring the accuracy and completeness of the accounting records, relevant to the preparation and presentation of the Consolidated Financial Results, that give a true and fair view and is free from material misstatement, whether due to fraud or error which have been used for the purpose of preparation of the Consolidated Financial Results by the Management and the Directors of the Holding Company, as aforesaid.

In preparing the Consolidated Financial Results, the respective Management and the Board of Directors of the Companies included in the Group are responsible for assessing the Company's ability to continue as a going concern, disclosing, as applicable, matters related to going concern and using the going concern basis of accounting unless the Board of Directors either intends to liquidate the Company or to cease operations, or has no realistic alternative but to do so.


The respective Board of Directors of the companies included in the Group are also responsible for overseeing the financial reporting process of each Company.

Auditor's Responsibilities for the Audit of the Consolidated Financial Results

Our objectives are to obtain reasonable assurance about whether the Consolidated Financial Results as a whole are free from material misstatement, whether due to fraud or error, and to issue an Auditor's report that includes our opinion. Reasonable assurance is a high level of assurance but is not a guarantee that an audit conducted in accordance with SAs will always detect a material misstatement when it exists. Misstatements can arise from fraud or error and are considered material if, individually or in the aggregate, they could reasonably be expected to influence the economic decisions of users taken on the basis of the Consolidated Financial Results.

As part of an audit in accordance with SAs, we exercise professional judgment and maintain professional skepticism throughout the audit. We also:

- Identify and assess the risks of material misstatement of the Annual Consolidated Financial Results, whether due to fraud or error, and perform audit procedures responsive to those risks, and obtain audit evidence that is sufficient and appropriate to provide a basis for our opinion. The risk of not detecting a material misstatement resulting from fraud is higher than for one resulting from error, as fraud may involve collusion, forgery, intentional omissions, misrepresentations, or the override of internal control.
- Obtain an understanding of internal control relevant to the audit in order to design audit procedures that are appropriate in the circumstances. Under Section 143(3)(i) of the Act, we are also responsible for expressing our opinion on whether the company has adequate internal financial controls with reference to financial statements in place and the operating effectiveness of such controls.



- Evaluate the appropriateness of accounting policies used and the reasonableness of accounting estimates made by the Board of Directors.
- Evaluate the appropriateness and reasonableness of disclosures made by the Board of Directors in terms of the requirements specified under Regulation 33 of the Listing Regulations.
- Conclude on the appropriateness of the Management and Board of Directors' use of the going concern basis of accounting and, based on the audit evidence obtained, whether a material uncertainty exists related to events or conditions that may cast significant doubt on the appropriateness of this assumption. If we conclude that a material uncertainty exists, we are required to draw attention in our auditor's report to the related disclosures in the Consolidated Financial Results or, if such disclosures are inadequate, to modify our opinion. Our conclusions are based on the audit evidence obtained up to the date of our auditor's report. However, future events or conditions may cause the Group to cease to continue as a going concern.
- Evaluate the overall presentation, structure and content of the Consolidated Financial Results, including the disclosures, and whether the Consolidated Financial Results represent the underlying transactions and events in a manner that achieves fair presentation.
- Obtain sufficient appropriate audit evidence regarding the Annual Standalone Financial results of the entities within the Group of which we are the independent auditors and whose financial information we have audited, to express an opinion on the Annual Consolidated Financial Results. We are responsible for the direction, supervision and performance of the audit of the financial information of such entities included in the Consolidated Financial Results of which we are the independent auditors. For the other entities included in the Consolidated Financial Results, which have been audited by other auditors, such other auditors remain responsible for the direction, supervision and performance of the audits carried out by them. We remain solely responsible for our audit opinion.

Materiality is the magnitude of misstatements in the Annual Consolidated Financial Results that, individually or in aggregate, makes it probable that the economic decisions of a reasonably knowledgeable user of the Consolidated Financial Results may be influenced. We consider quantitative materiality and qualitative factors in (i) planning the scope of our audit work and in evaluating the results of our work; and (ii) to evaluate the effect of any identified misstatements in the Consolidated Financial Results.

We communicate with those charged with governance of the Parent Company and the entities included in the Consolidated Financial Results of which we are the auditors regarding, among other matters, the planned scope and timing of the audit and significant audit findings, including any significant deficiencies in internal control that we identify during our audit.

We also provide those charged with governance with a statement that we have complied with relevant ethical requirements regarding independence, and to communicate with them all relationships and other matters that may reasonably be thought to bear on our independence, and where applicable, related safeguards.

We also performed procedures in accordance with the circular issued by the SEBI under Regulation 33(8) of the Listing Regulations, as amended, to the extent applicable.

Other Matters

- The Consolidated Financial Results include the results for the quarter ended March 31, 2026 and the corresponding quarter ended in the previous year as reported in these Consolidated financial results which are the balancing figure between the audited figures in respect of the full financial year and the

published year to date figures up to the end of third quarter of the current and previous financial year respectively which were subject to limited review, as required under the Listing Regulations.

- We did not audit the financial results of one subsidiary i.e., Artemis Cardiac Care Private Limited included in the consolidated financial results, whose financial results reflect total assets of ₹ 2180.72 lakhs as at March 31, 2026 and total revenues of ₹ 554.74 lakhs and ₹ 2,088.73 lakhs for the quarter and year ended March 31, 2026 respectively, total comprehensive income/(loss) of ₹ 71.10 lakhs and ₹ 25.75 lakhs for the quarter and year ended March 31, 2026 respectively and net cash inflows of ₹ (20.87) lakhs for the year ended March 31, 2026, as considered in the Statement. These financial results have been audited, as applicable, by other auditors' whose reports have been furnished to us by the Management and our opinion on the Statement, in so far as it relates to the amounts and disclosures included in respect of these subsidiary, is based solely on the report of the other auditor and the procedures performed by us as stated under Auditor's Responsibilities section above.

Our Opinion is not modified in respect of these matters.

For T R Chadha & Co LLP
Chartered Accountants
(Firm Regn. No. 006711N/N500028)



Name: Neena Goel
Partner
Membership Number: 057986
Place of signature: Noida
Date: May 08, 2026
UDIN: 26057986WQULAB3338



ARTEMIS MEDICARE SERVICES LIMITED

CIN: L85110DL2004PLC126414

Registered office: Plot No.14, Sector 20, Dwarka, South West Delhi, Delhi- 110075

Ph.: +91-124-4511111; Email: investor@artemishospitals.com; Website: www.artemishospitals.com

STATEMENT OF CONSOLIDATED FINANCIAL RESULTS FOR THE QUARTER AND YEAR ENDED MARCH 31, 2026

(₹ in Lacs)

S No.	Particulars	Quarter ended			Year ended	
		31-Mar-26	31-Dec-25	31-Mar-25	31-Mar-26	31-Mar-25
		(Audited) (Refer Note 3)	(Unaudited)	(Audited) (Refer Note 3)	(Audited)	(Audited)
1.	Income					
	(a) Revenue from Operations	27,922.64	27,235.23	23,990.01	1,08,124.24	93,691.67
	(b) Other income	778.68	746.01	1,234.50	2,982.92	3,298.59
	Total Income	28,701.32	27,981.24	25,224.51	1,11,107.16	96,990.26
2.	Expenses					
	(a) Operative Expenses	16,277.11	16,611.56	14,591.47	65,162.07	56,521.05
	(b) Purchases of Stock in Trade	-	-	-	-	-
	(c) Changes in inventories of Stock in Trade	-	-	-	-	0.54
	(d) Employee Benefits Expense	4,496.72	4,342.42	3,914.30	16,606.68	14,837.26
	(e) Finance Costs	637.37	674.59	783.22	2,768.72	3,194.48
	(f) Depreciation and Amortization Expense	1,275.51	1,244.34	1,174.28	4,806.64	4,516.49
	(g) Other Expenses	1,989.38	1,824.37	1,894.82	7,537.83	7,153.86
	Total Expenses	24,676.09	24,697.28	22,358.09	96,881.94	86,223.68
3.	Profit before exceptional items and tax (1-2)	4,025.23	3,283.96	2,866.42	14,225.22	10,766.58
4.	Exceptional Items (Impact of Labour Code)	-	307.44	-	307.44	-
5.	Profit before tax (3-4)	4,025.23	2,976.52	2,866.42	13,917.78	10,766.58
6.	Tax Expense:					
	(a) Current Tax	774.71	647.75	356.03	2,916.95	2,111.26
	(b) Earlier Year Tax	(13.83)	-	20.96	(13.83)	20.96
	(c) Deferred Tax Charge / (Credit)	236.25	105.33	197.04	643.14	416.74
	Total Tax Expense	997.13	753.08	574.03	3,546.26	2,548.96
7.	Net Profit after tax (5-6)	3,028.10	2,223.44	2,292.39	10,371.52	8,217.62
8.	Other comprehensive income / (Loss)					
	Items that will not be reclassified to profit or loss					
	(a) Remeasurement gain/(loss) of defined employee benefit plans	26.06	(59.69)	50.11	(83.00)	(81.08)
	(b) Income Tax relating to items that will not be reclassified to profit or loss	(6.56)	15.03	(12.61)	20.90	20.41
	(c) Deferred Tax adjustment on revaluation that will not be reclassified to profit or loss	11.01	11.02	12.71	44.05	50.83
	Net Other comprehensive income / (Loss)	30.51	(33.64)	50.21	(18.05)	(9.84)
9.	Total comprehensive income (7+8)	3,058.61	2,189.81	2,342.60	10,353.47	8,207.78
10.	Profit / (Loss) attributable to :					
	Shareholders of the Company	3,003.20	2,233.99	2,302.92	10,361.92	8,262.58
	Non-Controlling Interest	24.92	(10.54)	(10.51)	9.60	(44.96)
11.	Total Comprehensive Income / (Loss) attributable to :					
	Shareholders of the Company	3,033.73	2,200.64	2,353.09	10,344.46	8,253.24
	Non-Controlling Interest	24.88	(10.83)	(10.49)	9.01	(45.46)
12.	Paid up Equity Share Capital (Face value Re. 1/- each)	1,583.06	1,583.06	1,376.02	1,583.06	1,376.02
13.	Other Equity (Excluding Revaluation Reserves)	-	-	-	84,995.12	75,542.52
14.	Earning per Equity Share (Face value Re. 1/- each)					
	(a) Basic	1.90*	1.41*	1.47*	6.56	5.37
	(b) Diluted	1.90*	1.41*	1.45*	6.56	5.31

* Not annualised



Omkar Kaumar

Notes:-

1. The above audited consolidated financial results of Artemis Medicare Services Limited (the Company) and one Subsidiary Company (together referred as 'the Group') for the quarter and year ended March 31, 2026 (financial results) have been reviewed by the Audit Committee and subsequently approved by the Board of Directors of the Company at their respective meetings held on May 08, 2026. The statutory auditors, T R Chadha & Co LLP have expressed an unmodified opinion on the aforesaid financial results.

2. The above financial results have been prepared in accordance with Indian Accounting Standards ('IndAS'), prescribed under Section 133 of the Companies Act, 2013 read with the Companies (Indian Accounting Standards) Rules, 2015 (as amended) and the other recognised accounting practices and policies to the extent applicable and is in compliance with presentation and disclosure requirements of Regulation 33 of the SEBI (Listing Obligations and Disclosure Requirements) Regulations, 2015 (as amended).

3. The results for the quarter ended March 31, 2026 and March 31, 2025, are the balancing figures between audited figures in respect of full financial year ended March 31, 2026 and March 31, 2025 respectively and published and unaudited respectively year to date figures up to the third quarter of the respective financial year then ended.

4. Segment Reporting:

The Group's operation predominantly comprises providing Healthcare services to patients. As per Ind AS 108 and our internal structure and information mechanisms, the Group has only one reportable business segment, i.e., "Healthcare Services".

Geographical information

Geographical information analyses the Group's revenue by the Group's country of domicile (i.e. India) and other countries. In presenting the geographical information, segment revenue has been based on the geographical location of the customers.

(₹ in Lacs)

Region	Revenue from Operations				
	Quarter ended			Year ended	
	31-Mar-26	31-Dec-25	31-Mar-25	31-Mar-26	31-Mar-25
India	19,696.43	18,485.31	16,742.99	75,856.16	68,259.01
Outside India	8,226.21	8,749.92	7,247.02	32,268.08	25,432.66
Total	27,922.64	27,235.23	23,990.01	1,08,124.24	93,691.67

Region	Carrying amount of Non-Current Assets				
	Quarter ended			Year ended	
	31-Mar-26	31-Dec-25	31-Mar-25	31-Mar-26	31-Mar-25
India	99,363.76	85,892.70	81,142.92	99,363.76	81,142.92
Outside India	-	-	-	-	-
Total	99,363.76	85,892.70	81,142.92	99,363.76	81,142.92

5. During the quarter and year ended March 31, 2026, the Parent Company has issued Nil and 17,41,750 number of equity shares, each fully paid up at ₹1/- per share to its Managing Director pursuant to Artemis Medicare Management Stock Option Plan – 2021 (the Plan), which have been duly listed in the respective Stock Exchanges, ranking pari passu with the existing equity shares of the parent Company. As on March 31, 2026, no stock options remain pending to be granted or exercised under the Plan.

6. On November 21, 2025, the Government of India notified provisions of the Code on Wages, 2019, the Industrial Relations Code, 2020, the Code on Social Security, 2020 and the Occupational Safety, Health and Working Conditions Code, 2020, ('Labour Codes') which consolidate twenty-nine existing labour laws into a unified framework governing employee benefits during employment and post-employment. The Labour Codes, amongst other things introduces changes, including a uniform definition of wages and enhanced benefits relating to leave. The Group has assessed the financial implications of these changes on the basis of best information available, consistent with the guidance provided by the Institute of Chartered Accountants of India, which has resulted in increase in gratuity & leave liability by ₹307.44 Lacs. Considering the impact arising out of an enactment of the new legislation is an event of non-recurring nature, the Group has presented this incremental amount as "Impact of Labour Codes" under "Exceptional Item" in the Condensed Consolidated Statement of Profit and Loss for the 3rd quarter and year ended March 31, 2026. The Group continues to monitor the developments pertaining to Labour Codes and will evaluate impact if any on the measurement of the employee benefits liability.

7. Pursuant to the approval of the Board in its meeting held on April 5, 2024, and the subsequent approval of the members at the Extra-ordinary General Meeting held on May 3, 2024, the Parent Company issued 33,000 Compulsorily Convertible Debentures ("CCDs") (carrying interest at the rate of 2.65% per annum, compounded quarterly on a cumulative basis) of face value of Rs. 1 lac each, aggregating to Rs. 33,000 lacs, to International Finance Corporation, a qualified institutional buyer and who does not belong to the promoter/ promoter group of the Company, by way of a preferential issue on a private placement basis. As per the terms of issue, these CCDs were converted into 1,89,62,247 equity shares of face value of Re. 1/- each at a conversion price of Rs. 174.03/- per equity share on November 15, 2025.

8. Advance under Medical Services Agreement (Vimhans)

The Parent Company entered into a Medical Services Agreement ('MSA') with Dr. Vidya Sagar Kaushalya Devi Memorial Health Centre (VIMHANS). As per the terms of MSA, the Parent Company has paid advance of ₹ 6,962 lacs during the quarter ended March 31, 2026, which aggregates to ₹ 12,862 lacs as at March 31, 2026. Also, the Parent Company has given bank guarantee ₹ 5,900 lacs as per the agreement terms.

9. The Board of Directors of Parent Company have recommended a final dividend of Re. 0.45/- per Equity Share of face value of Re. 1 each (i.e. 45%) for FY26, subject to the approval of the shareholders at the ensuing Annual General Meeting (AGM) of the Parent Company, which shall be paid on or before 30 days from the conclusion of AGM.

10. The previous period's/year's figures have been regrouped/reclassified wherever necessary to correspond with the current period/year classification/disclosures.

For and on behalf of the Board of Directors of
Artemis Medicare Services Limited

Onkar Kanwar

Onkar Kanwar
Chairman

Place : Gurugram
Date : May 08, 2026



Artemis Medicare Services Limited
Consolidated Statement of Assets & Liabilities as at 31st March, 2026

(₹ in Lacs)

Particulars	As At 31st March 2026 (Audited)	As At 31st March 2025 (Audited)
Assets		
Non-current assets		
Property, plant and equipment	72,134.33	65,523.61
Capital work-in-progress	2,781.81	3,872.40
Right-of-use assets	2,988.37	3,946.50
Goodwill	4,162.07	4,162.07
Other Intangible assets	1,145.34	837.64
Other Intangible assets under development	82.90	167.56
Financial assets		
i. Loans	129.32	148.17
ii. Other financial assets	6,687.37	563.30
Non-current tax assets (Net)	1,293.38	2,127.38
Other non-current assets	14,775.56	880.76
Total non-current assets	1,06,180.45	82,229.39
Current assets		
Inventories	1,341.84	997.73
Financial assets		
i. Trade receivables	11,961.14	10,132.40
ii. Cash and cash equivalents	3,340.50	4,158.85
iii. Bank balances other than (ii) above	17,273.65	35,394.83
iv. Loans	575.59	164.94
v. Other financial assets	1,638.56	2,127.67
Other current assets	553.66	534.89
Total current assets	36,684.94	53,511.31
Total Assets	1,42,865.39	1,35,740.70
Equity and liabilities		
Equity		
Equity share capital	1,583.06	1,376.02
Other equity	91,888.22	82,391.57
Equity attributable to shareholders of the Company	93,471.28	83,767.59
Non-controlling Interests	596.61	587.60
Total equity	94,067.89	84,355.19
Liabilities		
Non-current liabilities		
Financial liabilities		
i. Borrowings	18,995.01	20,947.94
ii. Lease Liabilities	3,092.04	3,964.04
Provisions	1,475.59	1,284.75
Deferred tax liabilities (Net)	4,153.96	3,575.78
Total non-current liabilities	27,716.60	29,772.51
Current liabilities		
Financial liabilities		
i. Borrowings	3,690.82	3,634.24
ii. Lease Liabilities	378.13	481.50
iii. Trade payables		
(A) Total Outstanding dues of Micro Enterprises and Small Enterprises	1,725.62	1,763.15
(B) Total Outstanding dues of Creditors other than Micro Enterprises and Small Enterprises	8,120.22	8,349.20
iv. Other financial liabilities	2,510.35	3,345.10
Other current liabilities	2,676.52	2,630.18
Current Tax liabilities (Net)	37.35	-
Provisions	1,941.89	1,409.63
Total current liabilities	21,080.90	21,613.00
Total liabilities	48,797.50	51,385.51
Total equity and liabilities	1,42,865.39	1,35,740.70



Outage Kaumar

Artemis Medicare Services Limited
Consolidated Statement of Cash Flows for the year ended 31st March, 2026

Particulars	(₹ in Lacs)	
	Year ended 31st March 2026 (Audited)	Year ended 31st March 2025 (Audited)
Cash flow from operating activities		
Profit before tax	13,917.78	10,766.58
Adjustments for:		
Depreciation and amortization expense	4,808.64	4,516.49
Interest Income	(2,433.33)	(2,662.45)
Finance Cost	2,768.72	3,194.49
Employee Cost towards Stock Based Payments	-	92.98
Unclaimed Credit balances / provisions no longer required written back	(128.76)	(44.72)
Allowance for Expected Credit Loss	213.05	275.22
Bad Debts Written Off	21.96	29.53
Unrealised foreign exchange gain (net)	8.85	10.66
Export Incentive (Deferred government grant)	(152.14)	-
Loss/ (Gain) on Lease Adjustment	(130.75)	(219.19)
Loss / (Gain) on Sale / Scrap of Property, Plant and Equipment (Net)	0.76	5.73
Operating cash flow before working capital changes	18,892.78	15,965.32
Adjustments for Changes in Working Capital		
- (Increase)/ Decrease in trade receivables	(2,072.60)	(965.48)
- (Increase)/ Decrease in inventories	(344.12)	10.54
- (Increase)/ Decrease in other financial assets	37.02	(34.54)
- (Increase)/ Decrease in Other Assets	(925.75)	(25.21)
- Increase/(Decrease) in Trade Payables	(137.75)	705.54
- Increase/(Decrease) in Provisions	640.10	296.29
- Increase / (Decrease) in Other current liabilities	198.48	442.59
- Increase / (Decrease) in Other financial liabilities	(1,435.83)	560.32
Cash generated from operations	14,852.33	16,955.37
Income tax refund / (paid)	(1,657.59)	(1,384.98)
Net cash generated from operating activities	13,194.74	15,570.39
Cash flow from investing activity		
Purchase of Property, Plant & Equipment / CWIP	(10,494.68)	(9,315.14)
Proceeds from sale of Property, Plant & Equipment	492.10	264.29
Maturity / (investments) of / in fixed deposits having original maturity of more than 3 months	11,970.32	(30,736.88)
Deposit/ Advances given for new acquisitions	(13,487.00)	(750.00)
Loans and Advances given	(356.24)	(29.79)
Interest received	2,872.54	1,245.11
Net cash (used in) investing activities	(9,002.96)	(39,322.41)
Cash flow from financing activity		
Proceeds from non-current borrowings	6,424.44	2,080.21
Repayment of non-current borrowings	(7,783.26)	(3,590.06)
Proceeds from issuance of Equity Share Capital (ESOP)	17.42	17.42
Proceeds from issuance of CCD	-	33,000.00
CCD Transaction Cost	(33.00)	(910.81)
Payment of lease liabilities - Principal amount	(301.97)	(440.94)
Payment of lease liabilities - Interest amount	(366.77)	(525.30)
Dividend paid to shareholders (Net of Unpaid Dividend)	(613.23)	(597.55)
Interest & Finance Charges paid	(2,353.76)	(2,582.99)
Net cash generated from financing activities	(5,010.13)	26,449.98
Net increase in cash & cash equivalents	(818.35)	2,697.96
Cash & cash equivalents as the beginning of the year	4,158.84	1,460.88
Cash & cash equivalents as the end of the year	3,340.49	4,158.84
Components of cash and cash equivalents		
Cash on hand	127.60	131.63
Balances with Banks:		
On current accounts	1,947.89	1,472.21
Fixed Deposit in banks having original maturity of 3 months or less	1,265.00	2,555.00
Total Cash and Cash Equivalents	3,340.49	4,158.84

Note: (i) Significant non-cash movements in equity share capital and other equity during the year include:
(a) Conversion of Compulsory Convertible Debentures into equity investment Rs. 33,000 Lacs (PY: Rs. NIL)



Outage Kaumar



www.artemishospitals.com



A unit of Artemis Medicare Services Ltd.

May 8, 2026

Listing Department, National Stock Exchange of India Limited Exchange Plaza, Bandra-Kurla Complex, Bandra (E), Mumbai – 400 051 NSE Symbol: ARTEMISMED	Listing Department, BSE Limited Phiroze Jeejeebhoy Towers, Dalal Street, Mumbai – 400 001 Scrip Code: 542919
---	---

Sub: Declaration pursuant to Regulation 33(3)(d) of SEBI (Listing Obligations and Disclosure Requirements) Regulations, 2015, as amended, in respect of Audit Reports with unmodified opinion for the Financial Year ended March 31, 2026

Dear Sir/Ma'am,

Pursuant to Regulation 33(3)(d) of the SEBI (Listing Obligations and Disclosure Requirements) Regulations, 2015, as amended, read with SEBI Circular No. CIR/CFD/CMD/56/2016 dated May 27, 2016, it is hereby declared that the Statutory Auditors of the Company, M/s. T R Chadha & Co. LLP, Chartered Accountants (Firm Registration No. 006711N/N500028), have issued the Audit Reports with unmodified opinion on the Audited Financial Results (Standalone & Consolidated) of the Company for the financial year ended March 31, 2026.

Submitted for your information and records.

Thanking you,

Yours faithfully,

For Artemis Medicare Services Limited



Dr. Devlina Chakravarty
Managing Director

ARTEMIS
PHR APP



Artemis Medicare Services Ltd.

Corporate Office: Sector 51, Gurugram - 122001, Haryana, India
Ph.: +91-124-4511 111 | **Emergency & Trauma: +91-124-4588 888** | Fax: +91-124-4588 899

Registered Office: Plot No. 14, Sector 20, Dwarka, New Delhi - 110075 | CIN: L85110DL2004PLC126414 |
GST: 06AAAFCA0130M1Z1 (HR), 07AAAFCA0130M1ZZ (DEL) | TAN: DELA16048E | PAN: AAFA0130M |
Email: info@artemishospitals.com | Web: www.artemishospitals.com

ARTEMIS VENTURES

